



Summary of antimicrobial prescribing guidance – managing common infections



- See the [British National Formulary \(BNF\)](#) for appropriate use and dosing in specific populations, for example, hepatic impairment, renal impairment, pregnancy and breastfeeding.
- See the TARGET antibiotics toolkit - [Summary of antimicrobial guidance page](#) for accessible text summaries of the tables and links to full guidance.



Key:  Click to access doses for children  Click to access NICE's printable visual summary


Jump to section on:



[Upper](#)
[Lower RTI](#)
[UTI](#)
[Meningitis](#)
[GI](#)
[Genital](#)
[Skin](#)
[Eye](#)
[Dental](#)

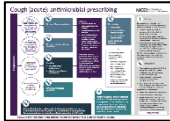
Infection	Key points	Medicine	Doses		Length	Visual summary
			Adult	Child		
▼ Upper respiratory tract infections						
Acute sore throat NICE UK Health Security Agency Last updated: Feb 2023	Advise paracetamol, or if preferred and suitable, ibuprofen for pain. Medicated lozenges may help pain in adults. Use FeverPAIN or Centor to assess symptoms: FeverPAIN 0-1 or Centor 0-2: no antibiotic; FeverPAIN 2-3: no or back-up antibiotic; FeverPAIN 4-5 or Centor 3-4: immediate or back-up antibiotic. Systemically very unwell or high risk of complications: immediate antibiotic. <i>*5 days of phenoxymethylpenicillin may be enough for symptomatic cure; but a 10-day course may increase the chance of microbiological cure.</i> <i>For detailed information click the visual summary icon.</i>	First choice: phenoxymethylpenicillin	500mg QDS or 1000mg BD		5 to 10 days*	
		Penicillin allergy: clarithromycin OR	250mg to 500mg BD		5 days	
		erythromycin (if macrolide needed in pregnancy; consider benefit/harm)	250mg to 500mg QDS or 500mg to 1000mg BD		5 days	


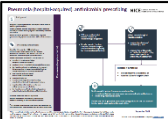

Infection	Key points	Medicine	Doses		Length	Visual summary
			Adult	Child		
Influenza Last updated: June 2023 Status: Under review	For management guidance please refer to UKHSA guidance on Influenza: treatment and prophylaxis using anti-viral agents.					
Acute otitis media NICE UK Health Security Agency Last updated: Mar 2022	Regular paracetamol or ibuprofen for pain (right dose for age or weight at the right time and maximum doses for severe pain). Consider ear drops containing an anaesthetic and an analgesic for pain if an immediate antibiotic is not given and there is no ear drum perforation or otorrhoea. Otorrhoea or under 2 years with infection in both ears: no, back-up or immediate antibiotic. Otherwise: no or back-up antibiotic. Systemically very unwell or high risk of complications: immediate antibiotic. <i>For detailed information click on the visual summary.</i>	First choice: amoxicillin	-		5 to 7 days	
		Penicillin allergy: clarithromycin OR erythromycin (if macrolide needed in pregnancy; consider benefit/harm)	-		5 to 7 days	
		Second choice: co-amoxiclav	-		5 to 7 days	
Acute otitis externa Last updated: June 2023 Status: Under review	For management guidance please refer to NICE/Clinical Knowledge Summaries: Otitis externa					


Infection	Key points	Medicine	Doses		Length	Visual summary
			Adult	Child		
Scarlet fever (GAS) Last updated: June: 2023 Status: Under review	For management guidance please refer to NICE/Clinical Knowledge Summaries: Scarlet Fever					
Sinusitis NICE UK Health Security Agency Last updated: Oct 2017	Advise paracetamol or ibuprofen for pain. Little evidence that nasal saline or nasal decongestants help, but people may want to try them. Symptoms for 10 days or less: no antibiotic. Symptoms with no improvement for more than 10 days: no antibiotic or back-up antibiotic depending on likelihood of bacterial cause. Consider high-dose nasal corticosteroid (if over 12 years). Systemically very unwell or high risk of complications: immediate antibiotic. <i>For detailed information click on the visual summary.</i>	First choice: phenoxymethylpenicillin	500mg QDS		5 days	
		Penicillin allergy: doxycycline (not in under 12s) OR clarithromycin OR erythromycin (if macrolide needed in pregnancy; consider benefit/harm)	200mg on day 1, then 100mg OD 500mg BD 250 to 500mg QDS or 500 to 1000mg BD		5 days	
		Second choice or first choice if systemically very unwell or high risk of complications: co-amoxiclav	500/125mg TDS		5 days	
▼ Lower respiratory tract infections						
COVID-19 NICE Last updated: December 2021	Antibiotics should not be used for preventing or treating COVID-19 unless there is clinical suspicion of additional bacterial co-infection. Do not use azithromycin to treat COVID-19. Do not use doxycycline to treat COVID-19 in the community. Do not offer an antibiotic for preventing secondary bacterial pneumonia in people with COVID-19. If a person in the community has suspected or confirmed secondary bacterial pneumonia, start antibiotic treatment as soon as possible, see community-acquired pneumonia for choices. In hospital, start empirical antibiotics if there is clinical suspicion of a secondary bacterial infection in people with COVID-19, see hospital-acquired pneumonia for choices. Start antibiotics as soon as possible after establishing a diagnosis of secondary bacterial pneumonia, and certainly within 4 hours. Start treatment within 1 hour if the person has suspected sepsis and meets any of the high-risk criteria for this outlined in the NICE guideline on sepsis . <i>For detailed information, see the NICE guideline on managing COVID-19</i>					


Infection	Key points	Medicine	Doses		Length	Visual summary		
			Adult	Child				
Acute exacerbation of COPD NICE UK Health Security Agency Last updated: September 2024	<p>Many exacerbations are not caused by bacterial infections so will not respond to antibiotics. Consider an antibiotic, but only after taking into account severity of symptoms (particularly sputum colour changes and increases in volume or thickness), need for hospitalisation, previous exacerbations, hospitalisations and risk of complications, previous sputum culture and susceptibility results, and risk of resistance with repeated courses.</p> <p>Some people at risk of exacerbations may have antibiotics to keep at home as part of their exacerbation action plan.</p> <p><i>For detailed information click on the visual summary. See also the NICE guideline on COPD in over 16s.</i></p> <p><i>* See the MHRA January 2024 advice on restrictions and precautions for using fluoroquinolone antibiotics because of the risk of disabling and potentially long-lasting or irreversible side effects. Fluoroquinolones must now only be prescribed when other commonly recommended antibiotics are inappropriate.</i></p>	First choice: amoxicillin OR	500mg TDS (see BNF for severe infection)	-	5 days			
		doxycycline OR	200mg on day 1, then 100mg OD (see BNF for severe infection)	-				
		clarithromycin	500mg BD	-				
		Second choice: use alternative first choice						
		Alternative choice (if person at higher risk of treatment failure): co-amoxiclav OR	500/125mg TDS	-	5 days			
		co-trimoxazole OR	960mg BD	-				
		levofloxacin* (only if other alternative choice antibiotics are unsuitable; with specialist advice)	500mg OD	-				
IV antibiotics (click on visual summary)								

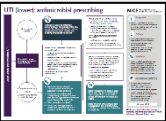
Infection	Key points	Medicine	Doses		Length	Visual summary
			Adult	Child		
<p>Acute exacerbation of bronchiectasis (non-cystic fibrosis)</p> <p>NICE</p> <p>UK Health Security Agency</p> <p>Last updated: September 2024</p>	<p>Send a sputum sample for culture and susceptibility testing.</p> <p>Offer an antibiotic.</p> <p>When choosing an antibiotic, take account of severity of symptoms and risk of treatment failure. People who may be at higher risk of treatment failure include people who've had repeated courses of antibiotics, a previous sputum culture with resistant or atypical bacteria, or a higher risk of developing complications.</p> <p>Course length is based on severity of bronchiectasis, exacerbation history, severity of exacerbation symptoms, previous culture and susceptibility results, and response to treatment.</p> <p>Do not routinely offer antibiotic prophylaxis to prevent exacerbations.</p> <p>Seek specialist advice for preventing exacerbations in people with repeated acute exacerbations. This may include a trial of antibiotic prophylaxis after a discussion of the possible benefits and harms, and the need for regular review.</p> <p><i>For detailed information click on the visual summary.</i></p> <p><i>* See the MHRA January 2024 advice on restrictions and precautions for using fluoroquinolone antibiotics because of the risk of disabling and potentially long-lasting or irreversible side effects. Fluoroquinolones must now only be prescribed when other commonly recommended antibiotics are inappropriate.</i></p>	<p>First choice empirical treatment: amoxicillin (preferred if pregnant) OR</p>	500mg TDS		7 to 14 days	
		doxycycline (not in under 12s) OR	200mg on day 1, then 100mg OD			
		clarithromycin	500mg BD			
		<p>Alternative choice (if person at higher risk of treatment failure) empirical treatment: co-amoxiclav OR</p>	500/125mg TDS		7 to 14 days	
		levofloxacin* (adults only: only if co-amoxiclav is unsuitable; with specialist advice) OR	500mg OD or BD			
		ciprofloxacin* (children only: only if co-amoxiclav is unsuitable; with specialist advice)	-			
		<p>IV antibiotics (click on visual summary)</p>				
<p>When current susceptibility data available: choose antibiotics accordingly</p>						


Infection	Key points	Medicine	Doses		Length	Visual summary			
			Adult	Child					
Acute cough NICE UK Health Security Agency Last updated: Feb 2019	<p>Some people may wish to try honey (in over 1s), the herbal medicine pelargonium (in over 12s), cough medicines containing the expectorant guaifenesin (in over 12s) or cough medicines containing cough suppressants, except codeine, (in over 12s). These self-care treatments have limited evidence for the relief of cough symptoms.</p> <p>Acute cough with upper respiratory tract infection: no antibiotic.</p> <p>Acute bronchitis: no routine antibiotic.</p> <p>Acute cough and higher risk of complications (at face-to-face examination): immediate or back-up antibiotic.</p> <p>Acute cough and systemically very unwell (at face to face examination): immediate antibiotic.</p> <p>Higher risk of complications includes people with pre-existing comorbidity; young children born prematurely; people over 65 with 2 or more of, or over 80 with 1 or more of: hospitalisation in previous year, type 1 or 2 diabetes, history of congestive heart failure, current use of oral corticosteroids.</p> <p>Do not offer a mucolytic, an oral or inhaled bronchodilator, or an oral or inhaled corticosteroid unless otherwise indicated.</p> <p><i>For detailed information click on the visual summary.</i></p>	Adults first choice: doxycycline	200mg on day 1, then 100mg OD	-	5 days				
		Adults alternative first choices: amoxicillin (preferred if pregnant) OR clarithromycin OR erythromycin (if macrolide needed in pregnancy; consider benefit/harm)	500mg TDS 250mg to 500mg BD 250mg to 500mg QDS or 500mg to 1000mg BD	- - -					
		Children first choice: amoxicillin	-	-					
		Children alternative first choices: clarithromycin OR erythromycin OR doxycycline (not in under 12s)	- - -	- - -					



Infection	Key points	Medicine	Doses		Length	Visual summary
			Adult	Child		
Hospital-acquired pneumonia NICE UK Health Security Agency Last updated: September 2024	<p>If symptoms or signs of pneumonia start within 48 hours of hospital admission, see community acquired pneumonia.</p> <p>Offer an antibiotic. Start treatment as soon as possible after diagnosis, within 4 hours (within 1 hour if sepsis suspected and person meets any high risk criteria – see the NICE guideline on sepsis).</p> <p>When choosing an antibiotic, take account of severity of symptoms or signs, number of days in hospital before onset of symptoms, risk of developing complications, local hospital and ward-based antimicrobial resistance data, recent antibiotic use and microbiological results, recent contact with a health or social care setting before current admission, and risk of adverse effects with broad spectrum antibiotics.</p> <p>No validated severity assessment tools are available. Assess severity of symptoms or signs based on clinical judgement.</p> <p>Higher risk of resistance includes relevant comorbidity (such as severe lung disease or immunosuppression), recent use of broad spectrum antibiotics, colonisation with multi-drug resistant bacteria, and recent contact with health and social care settings before current admission.</p> <p>If symptoms or signs of pneumonia start within days 3 to 5 of hospital admission in people not at higher risk of resistance, consider following community acquired pneumonia for choice of antibiotic.</p> <p><i>For detailed information click on the visual summary.</i></p>	First choice (non-severe and not higher risk of resistance): co-amoxiclav	500/125 mg TDS		5 days then review	
		Adults alternative first choice (non-severe and not higher risk of resistance) Choice based on specialist microbiological advice and local resistance data Options include: doxycycline	200mg on day 1, then 100mg OD	-	5 days then review	
		cefalexin (caution in penicillin allergy)	500 mg BD or TDS (can increase to 1 to 1.5g TDS or QDS)	-		
		co-trimoxazole	960mg BD	-		
		levofloxacin* (only if switching from IV levofloxacin with specialist advice)	500mg OD or BD	-		
		Children alternative first choice (non-severe and not higher risk of resistance): clarithromycin Other options may be suitable based on specialist microbiological advice and local resistance data	-		-	






Infection	Key points	Medicine	Doses		Length	Visual summary	
			Adult	Child			
	<i>*See the MHRA January 2024 advice on restrictions and precautions for using fluoroquinolone antibiotics because of the risk of disabling and potentially long-lasting or irreversible side effects. Fluoroquinolones must now only be prescribed when other commonly recommended antibiotics are inappropriate.</i>	For first choice IV antibiotics (severe or higher risk of resistance) and antibiotics to be added if suspected or confirmed MRSA infection see visual summary					
Community-acquired pneumonia NICE UK Health Security Agency Last updated: September 2024	Assess severity in adults based on clinical judgement and guided by a mortality risk score (CRB65 or CURB65) when these scores can be calculated: low severity – CRB65 0 or CURB65 0 or 1 moderate severity – CRB65 1 or 2 or CURB65 2 high severity – CRB65 3 or 4 or CURB65 3 to 5. 1 point for each parameter: confusion , (urea >7 mmol/l), respiratory rate ≥30/min, low systolic (<90 mm Hg) or diastolic (≤60 mm Hg) blood pressure , age ≥65. Assess severity in children based on clinical judgement. Offer an antibiotic. Start treatment as soon as possible after diagnosis, within 4 hours (within 1 hour if sepsis suspected and person meets any high risk criteria – see the NICE guideline on sepsis). When choosing an antibiotic, take account of severity, risk of complications, local antimicrobial resistance and surveillance data, recent antibiotic use and microbiological results. <i>For detailed information click on the visual summary.</i>	First choice (low severity in adults or non-severe in children): amoxicillin	500mg TDS (higher doses can be used, see BNF)		5 days*		
		Alternative first choice (low severity in adults or non-severe in children): doxycycline (not in under 12s) OR clarithromycin OR erythromycin (if macrolide needed in pregnancy; consider benefit/harm)	200mg on day 1, then 100mg OD				
		First choice (moderate severity in adults): amoxicillin AND (if atypical pathogens suspected) clarithromycin OR erythromycin (if macrolide needed in pregnancy; consider benefit/harm)	500mg TDS (higher doses can be used, see BNF)	-			
		Alternative first choice (moderate severity in adults): doxycycline OR clarithromycin	200mg on day 1, then 100mg OD	-			5 days*
			500mg BD	-			


Infection	Key points	Medicine	Doses		Length	Visual summary
			Adult	Child		
	<p><i>*Stop antibiotics after 5 days unless microbiological results suggest a longer course is needed or the person is not clinically stable.</i></p> <p><i>**See the MHRA January 2024 advice on restrictions and precautions for using fluoroquinolone antibiotics because of the risk of disabling and potentially long-lasting or irreversible side effects.</i></p>	<p>First choice (high severity in adults or severe in children): co-amoxiclav</p> <p>AND (if atypical pathogens suspected) clarithromycin OR erythromycin (if macrolide needed in pregnancy; consider benefit/harm)</p> <p>Alternative antibiotic if high severity, for penicillin allergy: levofloxacin**</p> <p>IV antibiotics (<i>click on visual summary</i>)</p>	500/125mg TDS		5 days*	
		500mg BD 500mg QDS	-			


Infection	Key points	Medicine	Doses		Length	Visual summary	
			Adult	Child			
▼ Urinary tract infections							
Lower urinary tract infection NICE UK Health Security Agency Last updated: Oct 2018	<p>Advise paracetamol or ibuprofen for pain.</p> <p>Non-pregnant women: back up antibiotic (to use if no improvement in 48 hours or symptoms worsen at any time) or immediate antibiotic.</p> <p>Pregnant women, men, children or young people: immediate antibiotic.</p> <p>When considering antibiotics, take account of severity of symptoms, risk of complications, previous urine culture and susceptibility results, previous antibiotic use which may have led to resistant bacteria and local antimicrobial resistance data.</p> <p>If people have symptoms of pyelonephritis (such as fever) or a complicated UTI, see acute pyelonephritis (upper urinary tract infection) for antibiotic choices.</p> <p><i>For detailed information click on the visual summary. See also the NICE guideline on urinary tract infection in under 16s: diagnosis and management and the UK Health Security Agency urinary tract infection: diagnostic tools for primary care.</i></p>	Non-pregnant women first choice: nitrofurantoin (if eGFR ≥45 ml/minute) OR trimethoprim (if low risk of resistance)	100mg m/r BD (or if unavailable 50mg QDS) 200mg BD	-	3 days		
		Non-pregnant women second choice: nitrofurantoin (if eGFR ≥45 ml/minute) OR pivmecillinam (a penicillin) OR fosfomycin	100mg m/r BD (or if unavailable 50mg QDS) 400mg initial dose, then 200mg TDS 3g single dose sachet	-	3 days 3 days single dose		
		Pregnant women first choice: nitrofurantoin (avoid at term) – if eGFR ≥45 ml/minute	100mg m/r BD (or if unavailable 50mg QDS)	-	7 days		
		Pregnant women second choice: amoxicillin (only if culture results available and susceptible) OR cefalexin	500mg TDS 500mg BD	-	7 days		
		Treatment of asymptomatic bacteriuria in pregnant women: choose from nitrofurantoin (avoid at term), amoxicillin or cefalexin based on recent culture and susceptibility results					
		Men first choice: trimethoprim OR nitrofurantoin (if eGFR ≥45 ml/minute)	200mg BD 100mg m/r BD (or if unavailable 50mg QDS)	-	7 days		

Infection	Key points	Medicine	Doses		Length	Visual summary
			Adult	Child		
		Men second choice: consider alternative diagnoses basing antibiotic choice on recent culture and susceptibility results				
		Children and young people (3 months and over) first choice: trimethoprim (if low risk of resistance) OR nitrofurantoin (if eGFR ≥45 ml/minute)	-			
		Children and young people (3 months and over) second choice: nitrofurantoin (if eGFR ≥45 ml/minute and not used as first choice) OR amoxicillin (only if culture results available and susceptible) OR cefalexin	-		-	







Infection	Key points	Medicine	Doses		Length	Visual summary		
			Adult	Child				
Acute pyelonephritis (upper urinary tract) NICE UK Health Security Agency Last updated: September 2024	<p>Advise paracetamol (+/- low-dose weak opioid) for pain for people over 12. Offer an antibiotic.</p> <p>When prescribing antibiotics, take account of severity of symptoms, risk of complications, previous urine culture and susceptibility results, previous antibiotic use which may have led to resistant bacteria and local antimicrobial resistance data.</p> <p>Avoid antibiotics that don't achieve adequate levels in renal tissue, such as nitrofurantoin.</p> <p><i>For detailed information click on the visual summary. See also the NICE guideline on urinary tract infection in under 16s: diagnosis and management and the UK Health Security Agency urinary tract infection: diagnostic tools for primary care.</i></p> <p><i>*See the MHRA January 2024 advice on restrictions and precautions for using fluoroquinolone antibiotics because of the risk of disabling and potentially long-lasting or irreversible side effects. Fluoroquinolones must now only be prescribed when other commonly recommended antibiotics are inappropriate.</i></p>	Non-pregnant women and men first choice: cefalexin OR	500mg BD or TDS (up to 1g to 1.5g TDS or QDS for severe infections)	-	7 to 10 days			
		co-amoxiclav (only if culture results available and susceptible) OR	500/125mg TDS	-	7 to 10 days			
		trimethoprim (only if culture results available and susceptible) OR	200mg BD	-	14 days			
		ciprofloxacin* (only if other first-choice antibiotics are unsuitable)	500mg BD	-	7 days			
		Non-pregnant women and men IV antibiotics (<i>click on visual summary</i>)						
		Pregnant women first choice: cefalexin	500mg BD or TDS (up to 1g to 1.5g TDS or QDS for severe infections)	-	7 to 10 days			
		Pregnant women second choice or IV antibiotics (<i>click on visual summary</i>)						
		Children and young people (3 months and over) first choice: cefalexin OR	-		-			
		co-amoxiclav (only if culture results available and susceptible)	-					
		Children and young people (3 months and over) IV antibiotics (<i>click on visual summary</i>)						


Infection	Key points	Medicine	Doses		Length	Visual summary		
			Adult	Child				
Acute prostatitis NICE UK Health Security Agency Last updated: September 2024	Advise paracetamol (+/- low-dose weak opioid) for pain, or ibuprofen if preferred and suitable. Offer antibiotic. Review antibiotic treatment after 14 days and either stop antibiotics or continue for a further 14 days if needed (based on assessment of history, symptoms, clinical examination, urine and blood tests). <i>For detailed information click on the visual summary</i> <i>* See the MHRA January 2024 advice on restrictions and precautions for using fluoroquinolone antibiotics because of the risk of disabling and potentially long-lasting or irreversible side effects.</i>	First choice (guided by susceptibilities when available): ciprofloxacin* OR ofloxacin* OR	500mg BD	-	14 days then review			
		Alternative first choice if fluoroquinolone antibiotic is not appropriate (seek specialist advice; guided by susceptibilities when available): trimethoprim	200mg BD	-				
		Second choice (after discussion with specialist): levofloxacin* OR co-trimoxazole	500mg OD 960mg BD	-			14 days then review	
		IV antibiotics (<i>click on visual summary</i>)						
		Recurrent urinary tract infection NICE UK Health Security Agency Last updated Oct 2018 As of 12 Dec 2024, this content is being reviewed against updates to linked guidance. Refer to NICE guideline (NG112) for details.	First advise about behavioural and personal hygiene measures, and self-care (with D-mannose or cranberry products) to reduce the risk of UTI. For postmenopausal women, if no improvement, consider vaginal oestrogen (review within 12 months). For non-pregnant women, if no improvement, consider single-dose antibiotic prophylaxis for exposure to a trigger (review within 6 months). For non-pregnant women (if no improvement or no identifiable trigger) or with specialist advice for pregnant women, men, children or young people, consider a trial of daily antibiotic prophylaxis (review within 6 months). <i>For detailed information click on the visual summary. See also the NICE guideline on urinary tract infection in under 16s: diagnosis and management and the UK Health Security Agency urinary tract infection: diagnostic tools for primary care.</i>	First choice antibiotic prophylaxis: trimethoprim (avoid in pregnancy) OR	200mg single dose when exposed to a trigger or 100mg at night			-
nitrofurantoin (avoid at term) - if eGFR ≥45 ml/minute	100mg single dose when exposed to a trigger or 50 to 100mg at night				-			
Second choice antibiotic prophylaxis: amoxicillin OR	500mg single dose when exposed to a trigger or 250mg at night				-			
cefalexin	500mg single dose when exposed to a trigger or 125mg at night				-			

Infection	Key points	Medicine	Doses		Length	Visual summary		
			Adult	Child				
Catheter-associated urinary tract infection NICE UK Health Security Agency Last updated: September 2024	<p>Antibiotic treatment is not routinely needed for asymptomatic bacteriuria in people with a urinary catheter.</p> <p>Consider removing or, if not possible, changing the catheter if it has been in place for more than 7 days. But do not delay antibiotic treatment.</p> <p>Advise paracetamol for pain.</p> <p>Advise drinking enough fluids to avoid dehydration.</p> <p>Offer an antibiotic for a symptomatic infection.</p> <p>When prescribing antibiotics, take account of severity of symptoms, risk of complications, previous urine culture and susceptibility results, previous antibiotic use which may have led to resistant bacteria and local antimicrobial resistance data.</p> <p>Do not routinely offer antibiotic prophylaxis to people with a short-term or long-term catheter.</p> <p><i>For detailed information click on the visual summary. See also the UK Health Security Agency urinary tract infection: diagnostic tools for primary care.</i></p> <p><i>*See the MHRA January 2024 advice for restrictions and precautions on using fluoroquinolone antibiotics because of the risk of disabling and potentially long-lasting or irreversible side effects. Fluoroquinolones must now only be prescribed when other commonly recommended antibiotics are inappropriate.</i></p>	Non-pregnant women and men first choice if no upper UTI symptoms: nitrofurantoin (if eGFR ≥45 ml/minute) OR	100mg m/r BD (or if unavailable 50mg QDS)	-	7 days			
		trimethoprim (if low risk of resistance) OR	200mg BD	-				
		amoxicillin (only if culture results available and susceptible)	500mg TDS	-				
		Non-pregnant women and men second choice if no upper UTI symptoms: pivmecillinam (a penicillin)	400mg initial dose, then 200mg TDS	-	7 days			
		Non-pregnant women and men first choice if upper UTI symptoms: cefalexin OR	500mg BD or TDS (up to 1g to 1.5g TDS or QDS for severe infections)	-	7 to 10 days			
		co-amoxiclav (only if culture results available and susceptible) OR	500/125mg TDS	-				
		trimethoprim (only if culture results available and susceptible) OR	200mg BD	-	14 days			
		ciprofloxacin* (only if other first-choice antibiotics are unsuitable)	500mg BD	-	7 days			
		Non-pregnant women and men IV antibiotics (<i>click on visual summary</i>)						
		Pregnant women first choice: cefalexin	500mg BD or TDS (up to 1g to 1.5g TDS or QDS for severe infections)	-	7 to 10 days			
Pregnant women second choice or IV antibiotics (<i>click on visual summary</i>)								

Infection	Key points	Medicine	Doses		Length	Visual summary	
			Adult	Child			
		Children and young people (3 months and over) first choice: trimethoprim (if low risk of resistance) OR amoxicillin (only if culture results available and susceptible) OR cefalexin OR co-amoxiclav (only if culture results available and susceptible)	-				
			-		-		
			-				
			-				
		Children and young people (3 months and over) IV antibiotics <i>(click on visual summary)</i>					
▼ Meningitis							
Suspected meningococcal disease Last updated: June 2023 Status: Under review	For management guidance please refer to Meningococcal disease: guidance on public health management - GOV.UK (www.gov.uk)						
Prevention of secondary case of meningitis Last updated: June 2023 Status: Under review	For management guidance please refer to Meningococcal disease: guidance on public health management - GOV.UK (www.gov.uk)						




Infection	Key points	Medicine	Doses		Length	Visual summary
			Adult	Child		
▼ Gastrointestinal tract infections						
Oral candidiasis Last updated: June 2023 Status: Under review	For management guidance please refer to NICE/Clinical Knowledge Summaries: Candida oral					
Infectious diarrhoea Last updated: June 2023 Status: Under review	For management guidance please refer to NICE/Clinical Knowledge Summaries: Gastroenteritis					
Traveller's diarrhoea Last updated: June 2023 Status: Under review	For management guidance please refer to NICE/Clinical Knowledge Summaries: Diarrhoea - prevention and advice for travellers					
Threadworm Last updated: June 2023 Status: Under review	For management guidance please refer to NICE/Clinical Knowledge Summaries: Threadworm					





Infection	Key points	Medicine	Doses		Length	Visual summary
			Adult	Child		
<i>Clostridioides difficile</i> infection NICE UK Health Security Agency Last updated: Jul 2021	<p>For suspected or confirmed <i>C. difficile</i> infection, see UK Health Security Agency's guidance on diagnosis and reporting.</p> <p>Assess: whether it is a first or further episode, severity of infection, individual risk factors for complications or recurrence (such as age, frailty or comorbidities).</p> <p>Existing antibiotics: review and stop unless essential. If still essential, consider changing to one with a lower risk of <i>C. difficile</i> infection.</p> <p>Review the need to continue: proton pump inhibitors, other medicines with gastrointestinal activity or adverse effects (such as laxatives), medicines that may cause problems if people are dehydrated (such as NSAIDs).</p> <p>Do not offer antimotility medicines such as loperamide.</p> <p>Offer an oral antibiotic to treat suspected or confirmed <i>C. difficile</i> infection.</p> <p>For adults, consider seeking prompt specialist advice from a microbiologist or infectious diseases specialist before starting treatment.</p> <p>For children and young people, treatment should be started by, or after advice from, a microbiologist, paediatric infectious diseases specialist or paediatric gastroenterologist.</p> <p>If antibiotics have been started for suspected <i>C. difficile</i> infection, and subsequent stool sample tests do not confirm infection, consider stopping these antibiotics.</p> <p><i>For detailed information click on the visual summary.</i></p>	First-line for first episode of mild, moderate or severe: vancomycin	125mg QDS		10 days	
		Second-line for first episode of mild, moderate or severe if vancomycin ineffective: fidaxomicin	200mg BD			
		For further episode within 12 weeks of symptom resolution (relapse): fidaxomicin	200mg BD			
		For further episode more than 12 weeks after symptom resolution (recurrence): vancomycin OR fidaxomicin	125mg QDS			
			200mg BD			
		For alternative antibiotics if first- and second-line antibiotics are ineffective or for life-threatening infection seek specialist advice (see visual summary)				



Infection	Key points	Medicine	Doses		Length	Visual summary
			Adult	Child		
<i>Helicobacter pylori</i> Last updated: June 2023 Status: Under review	For management guidance please refer to NICE/BNF treatment summaries: Helicobacter pylori infection					
Acute diverticulitis NICE Last updated: September 2024	Acute diverticulitis and systemically well: Consider no antibiotics, offer simple analgesia (for example paracetamol), advise to re-present if symptoms persist or worsen. Acute diverticulitis and systemically unwell, immunosuppressed or significant comorbidity: offer an antibiotic. Give oral antibiotics if person not referred to hospital for suspected complicated acute diverticulitis. Give IV antibiotics if admitted to hospital with suspected or confirmed complicated acute diverticulitis (including diverticular abscess). If CT-confirmed uncomplicated acute diverticulitis, review the need for antibiotics. <i>For detailed information click on the visual summary.</i> <i>* A longer course may be needed based on clinical assessment.</i> <i>** See the MHRA January 2024 advice for restrictions and precautions on using fluoroquinolone antibiotics because of the risk of disabling and potentially long-lasting or irreversible side effects. Fluoroquinolones must now only be prescribed when other commonly recommended antibiotics are inappropriate.</i>	First-choice (uncomplicated acute diverticulitis): co-amoxiclav	500/125mg TDS	-	5 days*	
		Penicillin allergy or co-amoxiclav unsuitable: cefalexin (caution in penicillin allergy) AND metronidazole OR	cefalexin: 500mg BD or TDS (up to 1g to 1.5g TDS or QDS for severe infections) metronidazole: 400mg TDS	-		
		trimethoprim AND metronidazole OR	trimethoprim: 200mg BD metronidazole: 400mg TDS	-		
		ciprofloxacin** (only if switching from IV ciprofloxacin with specialist advice) AND metronidazole	ciprofloxacin: 500mg BD metronidazole: 400mg TDS	-		
		For IV antibiotics in complicated acute diverticulitis (including diverticular abscess) see visual summary				







Infection	Key points	Medicine	Doses		Length	Visual summary
			Adult	Child		
▼ Genital tract infections						
Epididymitis Last updated: June 2023 Status: Under review	For management guidance please refer to the BASHH United Kingdom guideline for the management of Epididymo-orchitis					
Chlamydia trachomatis/ urethritis Last updated: June 2023 Status: Under review	For management guidance please refer to the BASHH United Kingdom guideline for the management of Chlamydia					
Vaginal candidiasis Last updated: June 2023 Status: Under review	For management guidance please refer to the BASHH United Kingdom guideline for the management of Vulvovaginal candidiasis					
Bacterial vaginosis Last updated: June 2023 Status: Under review	For management guidance please refer to the BASHH United Kingdom guideline for the management of Bacterial vaginosis					


Infection	Key points	Medicine	Doses		Length	Visual summary
			Adult	Child		
Genital herpes Last updated: June 2023 Status: Under review	For management guidance please refer to the BASHH United Kingdom guideline for the management of Anogenital herpes					
Gonorrhoea Last updated: June 2023 Status: Under review	For further management guidance please refer to the BASHH United Kingdom guideline for the management of Gonorrhoea					
Trichomoniasis Last updated: June 2023 Status: Under review	For management guidance please refer to the BASHH United Kingdom guideline on the management of Trichomonas vaginalis					
Pelvic inflammatory disease Last updated: June 2023 Status: Under review	For further management guidance please refer to the BASHH United Kingdom national guideline on the management of Pelvic inflammatory disease					
▼ Skin and soft tissue infections						
Cold sores Last updated: June 2023 Status: Under review	For management guidance please refer to NICE/Clinical Knowledge Summaries: Herpes simplex - oral					






Infection	Key points	Medicine	Doses		Length	Visual summary
			Adult	Child		
PVL-SA Last updated: June 2023 Status: Under review	For management guidance please refer to UKHSA (PHE) PVL-Staphylococcus aureus infections: diagnosis and management					
Eczema (bacterial infection) NICE UK Health Security Agency Last updated: Mar 2021	Manage underlying eczema and flares with treatments such as emollients and topical corticosteroids, whether antibiotics are given or not. Symptoms and signs of secondary bacterial infection can include: weeping, pustules, crusts, no response to treatment, rapidly worsening eczema, fever and malaise. Not all flares are caused by a bacterial infection, so will not respond to antibiotics. Eczema is often colonised with bacteria but may not be clinically infected. Do not routinely take a skin swab. Not systemically unwell: Do not routinely offer either a topical or oral antibiotic. If an antibiotic is offered, when choosing between a topical or oral antibiotic, take account of patient preferences, extent and severity of symptoms or signs, possible adverse effects, and previous use of topical antibiotics because antimicrobial resistance can develop rapidly with extended or repeated use. Systemically unwell: Offer an oral antibiotic. If there are symptoms or signs of cellulitis, see cellulitis and erysipelas . For detailed information click on the visual summary.	If not systemically unwell, do not routinely offer either a topical or oral antibiotic			5 to 7 days	
		Topical antibiotic (if a topical is appropriate). For localised infections only:				
		First choice: fusidic acid 2%	TDS			
		Oral antibiotic:				
		First choice: flucloxacillin	500mg QDS		5 to 7 days	
Penicillin allergy or flucloxacillin unsuitable: clarithromycin OR	250mg BD (can be increased to 500mg BD for severe infections)					
erythromycin (if macrolide needed in pregnancy; consider benefit/harm)	250mg to 500mg QDS					
		If MRSA suspected or confirmed – consult local microbiologist				




Infection	Key points	Medicine	Doses		Length	Visual summary	
			Adult	Child			
Impetigo NICE UK Health Security Agency Last updated: Feb 2020	Localised non-bullous impetigo: Hydrogen peroxide 1% cream (other topical antiseptics are available but no evidence for impetigo). If hydrogen peroxide unsuitable or ineffective, short-course topical antibiotic. Widespread non-bullous impetigo: Short-course topical or oral antibiotic. Take account of person's preferences, practicalities of administration, previous use of topical antibiotics because antimicrobial resistance can develop rapidly with extended or repeated use, and local antimicrobial resistance data. Bullous impetigo, systemically unwell, or high risk of complications: Short-course oral antibiotic. Do not offer combination treatment with a topical and oral antibiotic to treat impetigo. <i>For detailed information click on the visual summary.</i> <i>*5 days is appropriate for most, can be increased to 7 days based on clinical judgement.</i>	Topical antiseptic:					
		hydrogen peroxide 1%	BD or TDS		5 days*		
		Topical antibiotic:					
		First choice: fusidic acid 2%	TDS		5 days*		
		Fusidic acid resistance suspected or confirmed: mupirocin 2%	TDS				
		Oral antibiotic:					
		First choice: flucloxacillin	500mg QDS		5 days*		
		Penicillin allergy or flucloxacillin unsuitable: clarithromycin OR	250mg BD				
erythromycin (if macrolide needed in pregnancy; consider benefit/harm)	250 to 500mg QDS						
		If MRSA suspected or confirmed – consult local microbiologist					
Mastitis Last updated: June 2023 Status: Under review	For management guidance please refer to NICE/Clinical Knowledge Summaries: Mastitis and breast abscess						
Tick bites (Lyme disease) Last updated: June 2023 Status: Under review	For management guidance please refer to NICE NG95: Lyme disease						

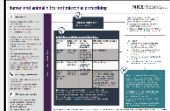


Infection	Key points	Medicine	Doses		Length	Visual summary	
			Adult	Child			
Scabies Last updated: June 2023 Status: Under review	For management guidance please refer to the BASHH United Kingdom national guideline on the management of Scabies						
Insect bites and stings NICE UK Health Security Agency Last updated: Sep 2020	Most insect bites or stings will not need antibiotics. Do not offer an antibiotic if there are no symptoms or signs of infection. If there are symptoms or signs of infection, see cellulitis and erysipelas . <i>For detailed information click on the visual summary.</i>	-	-	-	-		
Leg ulcer infection NICE UK Health Security Agency Last updated: Feb 2020	Manage any underlying conditions to promote ulcer healing. Only offer an antibiotic when there are symptoms or signs of infection (such as redness or swelling spreading beyond the ulcer, localised warmth, increased pain or fever). Few leg ulcers are clinically infected but most are colonised by bacteria. When prescribing antibiotics, take account of severity, risk of complications and previous antibiotic use. <i>For detailed information click on the visual summary.</i>	First-choice:					
		flucloxacillin	500mg to 1g QDS	-	7 days		
		Penicillin allergy or if flucloxacillin unsuitable:					
		doxycycline OR	200mg on day 1, then 100mg OD (can be increased to 200mg daily)	-	7 days		
		clarithromycin OR erythromycin (if macrolide needed in pregnancy; consider benefit/harm)	500mg BD 500mg QDS				
		Second choice:					
		co-amoxiclav OR co-trimoxazole (in penicillin allergy)	500/125mg TDS 960mg BD	-	7 days		
For antibiotic choices if severely unwell or MRSA suspected or confirmed, click on the visual summary							

Infection	Key points	Medicine	Doses		Length	Visual summary		
			Adult	Child				
Cellulitis and erysipelas NICE UK Health Security Agency Last updated: Sept 2019	<p>Exclude other causes of skin redness (inflammatory reactions or non-infectious causes).</p> <p>Consider marking extent of infection with a single-use surgical marker pen.</p> <p>Offer an antibiotic. Take account of severity, site of infection, risk of uncommon pathogens, any microbiological results and MRSA status.</p> <p>Infection around eyes or nose is more concerning because of serious intracranial complications.</p> <p>Do not routinely offer antibiotics to prevent recurrent cellulitis or erysipelas.</p> <p><i>For detailed information click on the visual summary.</i></p> <p><i>*A longer course (up to 14 days in total) may be needed but skin takes time to return to normal, and full resolution at 5 to 7 days is not expected.</i></p>	First choice: flucloxacillin	500mg to 1g QDS		5 to 7 days*			
		Penicillin allergy or if flucloxacillin unsuitable:						
		clarithromycin OR	500mg BD		5 to 7 days*			
		erythromycin (if macrolide needed in pregnancy; consider benefit/harm) OR	500mg QDS					
		doxycycline (adults only) OR	200mg on day 1, then 100mg OD				-	
		co-amoxiclav (children only: not in penicillin allergy)	-					
		If infection near eyes or nose:						
		co-amoxiclav	500/125mg TDS		7 days*			
		If infection near eyes or nose (penicillin allergy):						
		clarithromycin AND	500mg BD		7 days*			
metronidazole (only add in children if anaerobes suspected)	400mg TDS							
For alternative choice antibiotics for severe infection, suspected or confirmed MRSA infection and IV antibiotics click on the visual summary								

Infection	Key points	Medicine	Doses		Length	Visual summary
			Adult	Child		
Diabetic foot infection NICE UK Health Security Agency Last updated: Oct 2019	<p>In diabetes, all foot wounds are likely to be colonised with bacteria. Diabetic foot infection has at least 2 of: local swelling or induration; erythema; local tenderness or pain; local warmth; purulent discharge.</p> <p>Severity is classified as:</p> <p>Mild: local infection with 0.5 to less than 2cm erythema</p> <p>Moderate: local infection with more than 2cm erythema or involving deeper structures (such as abscess, osteomyelitis, septic arthritis or fasciitis)</p> <p>Severe: local infection with signs of a systemic inflammatory response.</p> <p>Start antibiotic treatment as soon as possible.</p> <p>Take samples for microbiological testing before, or as close as possible to, the start of treatment</p> <p>When choosing an antibiotic, take account of severity, risk of complications, previous microbiological results and antibiotic use, and patient preference.</p> <p><i>*A longer course (up to a further 7 days) may be needed based on clinical assessment. However, skin does take time to return to normal, and full resolution at 7 days is not expected.</i></p> <p>Do not offer antibiotics to prevent diabetic foot infection.</p> <p><i>For detailed information click on the visual summary.</i></p>	Mild infection: first choice				
		flucloxacillin	500mg to 1g QDS	-	7 days*	
		Mild infection (penicillin allergy):				
		clarithromycin OR	500mg BD	-	7 days*	
		erythromycin (if macrolide needed in pregnancy; consider benefit/harm) OR	500mg QDS			
doxycycline	200mg on day 1, then 100mg OD (can be increased to 200mg daily)					
For antibiotic choices for moderate or severe infection, infections where <i>Pseudomonas aeruginosa</i> or MRSA is suspected or confirmed, and IV antibiotics click on the visual summary						

Infection	Key points	Medicine	Doses		Length	Visual summary
			Adult	Child		
Acne vulgaris NICE Last updated: Jun 2021	<p>First-line treatment options: offer a course of 1 of the options, taking account of severity, preferences, and advantages/disadvantages of each option. Completing the course is important because positive effects can take 6 to 8 weeks. Consider topical benzoyl peroxide monotherapy as an alternative if first-line treatment options are contraindicated, or to avoid topical retinoids or an antibiotic (topical or oral).</p> <p>Do not use: monotherapy with a topical antibiotic, monotherapy with an oral antibiotic, or a combination of a topical antibiotic and an oral antibiotic.</p> <p>Review first-line treatment at 12 weeks.</p> <p>Only continue a topical or oral antibiotic for more than 6 months in exceptional circumstances. Review at 3 monthly intervals, and stop the antibiotic as soon as possible.</p> <p><i>For detailed information see the NICE guideline on acne vulgaris.</i></p>	<p>First line: fixed combination of topical adapalene with topical benzoyl peroxide (for any acne severity, not in under 9s) OR</p>	0.1% adapalene/2.5% benzoyl peroxide OR 0.3% adapalene/2.5% benzoyl peroxide OD (thinly evening)		12 weeks	<i>Not available. See the NICE guideline on acne vulgaris.</i>
		<p>fixed combination of topical tretinoin with topical clindamycin (for any acne severity, not in under 12s) OR</p>	0.025% tretinoin/1% clindamycin OD (thinly in the evening)			
		<p>fixed combination of topical benzoyl peroxide with topical clindamycin (for mild to moderate acne, not in under 12s) OR</p>	3% benzoyl peroxide/1% clindamycin OR 5% benzoyl peroxide/1% clindamycin OD (in the evening)			
		<p>fixed combination of topical adapalene with topical benzoyl peroxide AND either oral lymecycline or oral doxycycline (for moderate to severe acne, not in under 12s) OR</p>	0.1% adapalene/2.5% benzoyl peroxide OR 0.3% adapalene/2.5% benzoyl peroxide OD (in the evening) AND lymecycline 408mg OD OR doxycycline 100mg OD	 		

Infection	Key points	Medicine	Doses		Length	Visual summary
			Adult	Child		
		topical azelaic acid AND either oral lymecycline or oral doxycycline (for moderate to severe acne, not in under 12s)	15% or 20% azelaic acid BD AND lymecycline 408mg OD OR doxycycline 100mg OD	 		
		Alternative: topical benzoyl peroxide	5% benzoyl peroxide OD to BD			
Dermatophyte infection: skin Last updated: June 2023 Status: Under review	For management guidance please refer to NICE/Clinical Knowledge Summaries: Fungal skin infection - body and groin					
Dermatophyte infection: nail Last updated: June 2023 Status: Under review	For management guidance please refer to NICE/Clinical Knowledge Summaries: Fungal nail infection					

Infection	Key points	Medicine	Doses		Length	Visual summary		
			Adult	Child				
Human and animal bites NICE UK Health Security Agency Last updated: Nov 2020	<p>Offer an antibiotic for a human or animal bite if there are symptoms or signs of infection, such as increased pain, inflammation, fever, discharge or an unpleasant smell. Take a swab for microbiological testing if there is discharge (purulent or non-purulent) from the wound.</p> <p>Do not offer antibiotic prophylaxis if a human or animal bite has not broken the skin.</p> <p>Human bite: Offer antibiotic prophylaxis if the human bite has broken the skin and drawn blood.</p> <p>Consider antibiotic prophylaxis if the human bite has broken the skin but not drawn blood if it is in a high-risk area or person at high risk.</p> <p>Cat bite: Offer antibiotic prophylaxis if the cat bite has broken the skin and drawn blood.</p> <p>Consider antibiotic prophylaxis if the cat bite has broken the skin but not drawn blood if the wound could be deep.</p> <p>Dog or other traditional pet bite (excluding cat bite) Do not offer antibiotic prophylaxis if the bite has broken the skin but not drawn blood.</p> <p>Offer antibiotic prophylaxis if the bite has broken the skin and drawn blood if it has caused considerable, deep tissue damage or is visibly contaminated (for example, with dirt or a tooth).</p> <p>Consider antibiotic prophylaxis if the bite has broken the skin and drawn blood if it is in a high-risk area or person at high risk.</p> <p><i>For detailed information click on the visual summary.</i> <i>*course length can be increased to 7 days (with review) based on clinical assessment of the wound.</i></p>	First choice:						
		co-amoxiclav	250/125mg or 500/125mg TDS		3 days for prophylaxis 5 days for treatment*			
		Penicillin allergy or co-amoxiclav unsuitable:						
		doxycycline AND	200mg on day 1, then 100mg or 200mg daily		3 days for prophylaxis 5 days for treatment*			
		metronidazole	400mg TDS					
		seek specialist advice in pregnancy						
IV antibiotics (<i>click on visual summary</i>)								

Infection	Key points	Medicine	Doses		Length	Visual summary
			Adult	Child		
Varicella zoster/ chickenpox Herpes zoster/ shingles Last updated: June 2023 Status: Under review	For management guidance please refer to NICE/Clinical Knowledge Summaries - Chickenpox Or NICE/Clinical Knowledge Summaries - Shingles					
▼ Eye infections						
Conjunctivitis Last updated: June 2023 Status: Under review	For management guidance please refer to NICE/Clinical Knowledge Summaries: Conjunctivitis - infective					
Blepharitis Last updated: June 2023 Status: Under review	For management guidance please refer to NICE/Clinical Knowledge Summaries: Blepharitis					
▼ Suspected dental infections in primary care (outside dental settings)						
<p>This guidance is not designed to be a definitive guide to oral conditions, as GPs should not be involved in dental treatment. Patients presenting to non-dental primary care services with dental problems should be directed to their regular dentist, or if this is not possible, to the NHS 111 service (in England), who will be able to provide details of how to access emergency dental care.</p> <p>For further information on this topic please refer to the: College of General Dentistry and Faculty of Dental Surgery (FDS) of the Royal College of Surgeons of England - Antimicrobial Prescribing in Dentistry: Good Practice Guidelines.</p>						
▼ Abbreviations						
BD, twice a day; eGFR, estimated glomerular filtration rate; IM, intramuscular; IV, intravenous; MALToma, mucosa-associated lymphoid tissue lymphoma; m/r, modified release; MRSA, methicillin-resistant <i>Staphylococcus aureus</i> ; MSM, men who have sex with men; stat, given immediately; OD, once daily; TDS, 3 times a day; QDS, 4 times a day.						